

# Overview - Public Entities Quarterly Reporting

Approved receipts

26.7

2.0%

Approved spending

26.2

37.2%

Surplus/(deficit)

0.5

- ☐ R billion
- ☒ R million
- ☐ R thousand

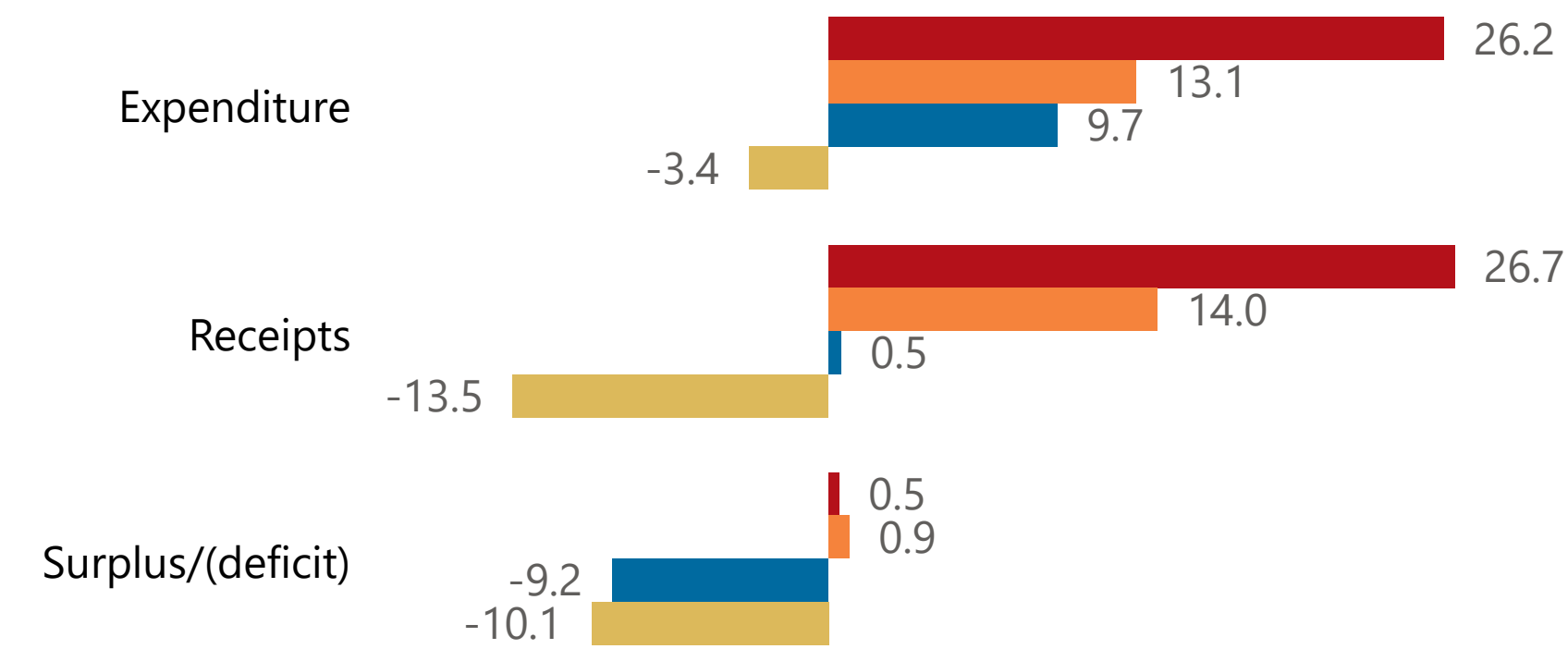


**national treasury**

Department:  
National Treasury  
REPUBLIC OF SOUTH AFRICA

## Consolidation

● Approved ● Forecast ● YTD ● Variance



## Components of total receipts



## Quarter

2

## Cluster

All

## Department

National Treasury

## Entity

Ombud Council

## Components of total expenditure



## Functional grouping



## Spending by PFMA schedule



# Public Entities Receipts

Approved sales of G&S

25.4

(Blank)

Approved transfers

(Blank)

(Blank)



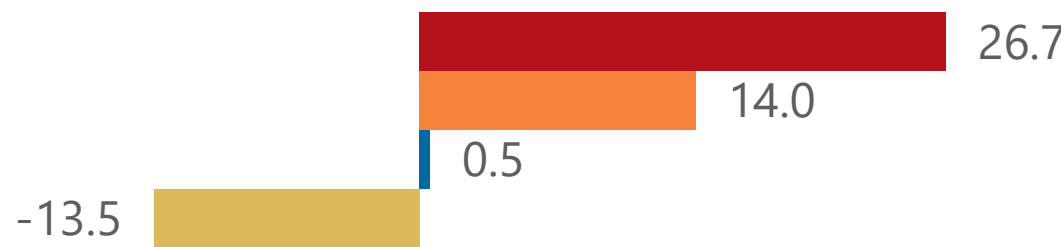
national treasury

Department:  
National Treasury  
REPUBLIC OF SOUTH AFRICA

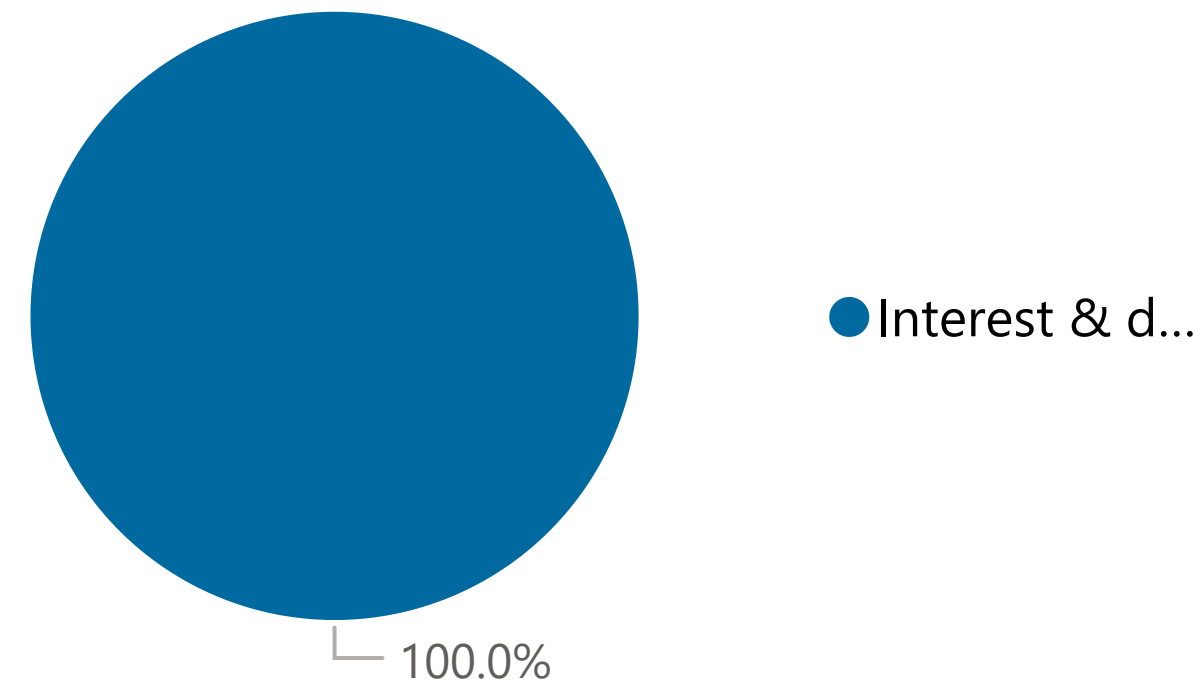
- ☐ R billion
- ☒ R million
- ☐ R thousand

## Actual vs Forecast

Approved Forecast YTD Variance



## 2025/26 Component of total receipts



## Top 5 Receipts



## Quarter

2

## Cluster

All

## Department

National Treasury

## Entity

Ombud Council

## Top 5 Transfers

## Receipts

Level 3	Approved	YTD	% YTD
Interest & dividends	1.3	0.5	100.0%
Sales of G&S	25.4		
Total	26.7	0.5	100.0%

# Public Entities Spending

Approved CoE

12.346.6%

Approved G&S

13.928.7%

Approved transfers

(Blank)2.0%

- ☐ R billion
- ☒ R million
- ☐ R thousand

